

SELLING PRICE

AVERAGE	\$440K	MEDIAN	\$420K
Month-over-Month	-0.1%	Month-over-Month	0.0%
Year-over-Year	11.1%	Year-over-Year	13.5%



All Residential

AVERAGE	\$553K	MEDIAN	\$505K
MoM	0.0%	MoM	-0.3%
YoY	13.6%	YoY	11.7%



Detached

AVERAGE	\$407K	MEDIAN	\$407K
MoM	-1.5%	MoM	-0.1%
YoY	5.6%	YoY	8.9%



Semi-Detached

AVERAGE	\$308K	MEDIAN	\$311K
MoM	4.9%	MoM	7.6%
YoY	19.0%	YoY	23.3%



Row/Townhouse

AVERAGE	\$191K	MEDIAN	\$181K
MoM	-4.1%	MoM	-4.7%
YoY	-6.0%	YoY	7.3%



Apartment Condominium

NEW LISTINGS



5,125

INVENTORY

Current Month	2,934	Month-over-Month	↓ -6.0%
YTD	33K	Year-over-Year	↑ 9.2%



SALES

Current Month	2,489	Month-over-Month	↑ 10.5%
YTD	25K	Year-over-Year	↑ 38.5%

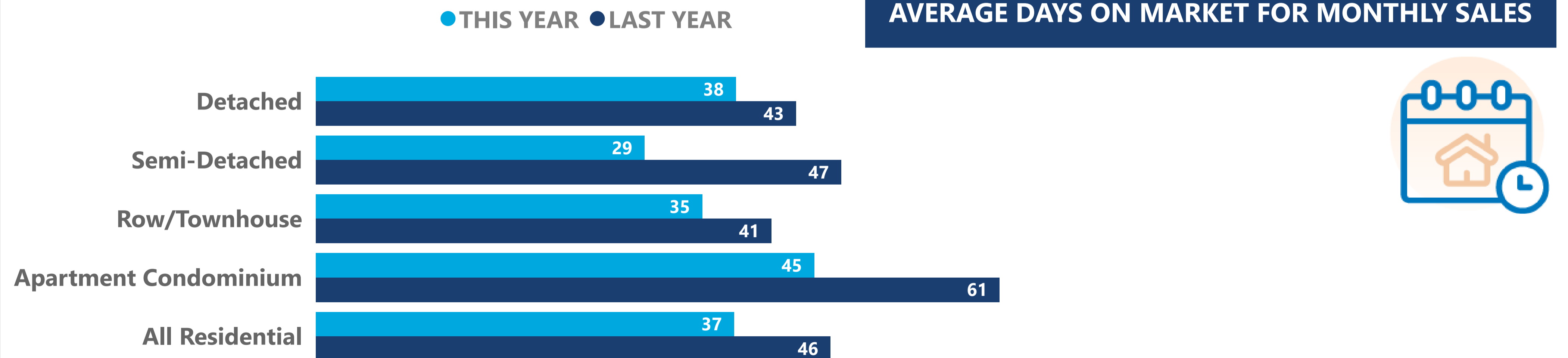


SOLD

Detached	\$4,161,500
Semi-Detached	\$725,000
Row/Townhouse	\$682,500
Apartment Condominium	\$1,174,000



HIGH ROLLERS



* Greater Edmonton Area includes Beaumont, Bon Accord, Bruderheim, Calmar, Devon, Edmonton, Fort Saskatchewan, Gibbons, Leduc, Legal, Morinville, New Sarepta, Redwater, Rural Leduc County, Rural Parkland County, Rural Strathcona County, Rural Sturgeon County, Sherwood Park, Spruce Grove, St. Albert, Stony Plain, Thorsby, Wabamun, Warburg.

SELLING PRICE

AVERAGE	\$419K	MEDIAN	\$400K
Month-over-Month	2.0%	Month-over-Month	1.3%
Year-over-Year	10.9%	Year-over-Year	14.3%



All Residential

AVERAGE	\$549K	MEDIAN	\$497K
MoM	2.0%	MoM	1.5%
YoY	15.3%	YoY	13.3%



Detached

AVERAGE	\$410K	MEDIAN	\$407K
MoM	-1.3%	MoM	-2.2%
YoY	2.6%	YoY	6.2%



Semi-Detached

AVERAGE	\$298K	MEDIAN	\$298K
MoM	5.0%	MoM	6.8%
YoY	15.2%	YoY	15.6%



Row/Townhouse

AVERAGE	\$188K	MEDIAN	\$181K
MoM	-3.7%	MoM	-3.7%
YoY	-6.9%	YoY	9.4%



Apartment Condominium

NEW LISTINGS



Current Month	2,132	Month-over-Month	↓ -3.7%
YTD	24K	Year-over-Year	↑ 13.8%



Current Month	1,745	Month-over-Month	↑ 13.2%
YTD	17K	Year-over-Year	↑ 35.3%

3,765



INVENTORY

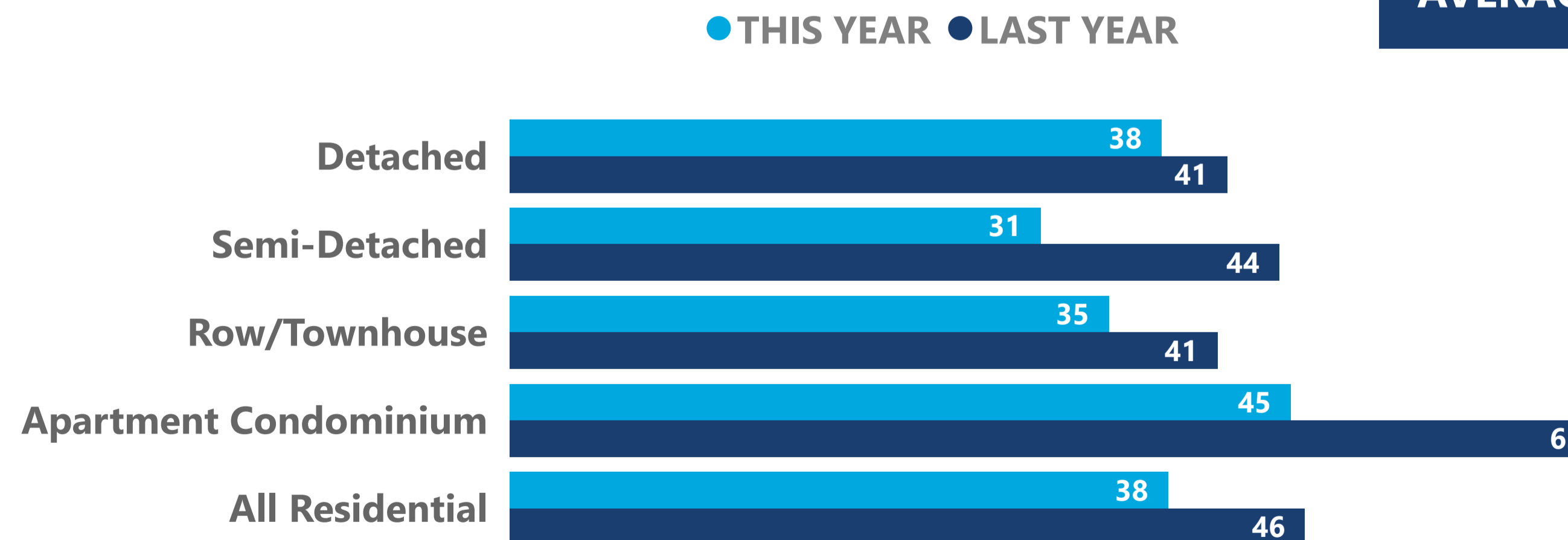


Detached	\$4,161,500
Semi-Detached	\$725,000
Row/Townhouse	\$682,500
Apartment Condominium	\$1,174,000



HIGH ROLLERS

AVERAGE DAYS ON MARKET FOR MONTHLY SALES



NEW LISTINGS



Current Month Month-over-Month

2,934 ↓ **-6.0%**

YTD Year-over-Year

33K ↑ **9.2%**



SALES

Current Month Month-over-Month

2,489 ↑ **10.5%**

YTD Year-over-Year

25K ↑ **38.5%**

5,125



INVENTORY



Detached	\$4,161,500
Semi-detached	\$725,000
Row/Townhouse	\$682,500
Apartment Condominium	\$1,174,000



HIGH ROLLERS

AVERAGE DAYS ON MARKET FOR MONTHLY SALES



● THIS YEAR ● LAST YEAR



SELLING PRICE COMPARISONS



ALL RESIDENTIAL

AVERAGE **\$440K**
MoM **-0.1%**
YoY **11.1%**

MEDIAN **\$420K**
MoM **0.0%**
YoY **13.5%**



DETACHED

AVERAGE **\$553K**
MoM **0.0%**
YoY **13.6%**

MEDIAN **\$505K**
MoM **-0.3%**
YoY **11.7%**



SEMI-DETACHED

AVERAGE **\$407K**
MoM **-1.5%**
YoY **5.6%**

MEDIAN **\$407K**
MoM **-0.1%**
YoY **8.9%**



ROW/TOWNHOUSE

AVERAGE **\$308K**
MoM **4.9%**
YoY **19.0%**

MEDIAN **\$311K**
MoM **7.6%**
YoY **23.3%**



APARTMENT CONDOMINIUM

AVERAGE **\$191K**
MoM **-4.1%**
YoY **-6.0%**

MEDIAN **\$181K**
MoM **-4.7%**
YoY **7.3%**

* Greater Edmonton Area includes Beaumont, Bon Accord, Bruderheim, Calmar, Devon, Edmonton, Fort Saskatchewan, Gibbons, Leduc, Legal, Morinville, New Sarepta, Redwater, Rural Leduc County, Rural Parkland County, Rural Strathcona County, Rural Sturgeon County, Sherwood Park, Spruce Grove, St. Albert, Stony Plain, Thorsby, Wabamun, Warburg

NEW LISTINGS



Current Month	Month-over-Month
2,132	↓ -3.7%
YTD	Year-over-Year
24K	↑ 13.8%



SALES

Current Month	Month-over-Month
1,745	↑ 13.2%
YTD	Year-over-Year
17K	↑ 35.3%

3,765



INVENTORY



Detached	\$4,161,500
Semi-detached	\$725,000
Row/Townhouse	\$682,500
Apartment Condominium	\$1,174,000



HIGH ROLLERS

AVERAGE DAYS ON MARKET FOR MONTHLY SALES



● THIS YEAR ● LAST YEAR

SELLING PRICE COMPARISONS



ALL RESIDENTIAL

AVERAGE	\$419K
MoM	2.0%
YoY	10.9%
MEDIAN	\$400K
MoM	1.3%
YoY	14.3%



DETACHED

AVERAGE	\$549K
MoM	2.0%
YoY	15.3%
MEDIAN	\$497K
MoM	1.5%
YoY	13.3%



SEMI-DETACHED

AVERAGE	\$410K
MoM	-1.3%
YoY	2.6%
MEDIAN	\$407K
MoM	-2.2%
YoY	6.2%



ROW/TOWNHOUSE

AVERAGE	\$298K
MoM	5.0%
YoY	15.2%
MEDIAN	\$298K
MoM	6.8%
YoY	15.6%



APARTMENT CONDOMINIUM

AVERAGE	\$188K
MoM	-3.7%
YoY	-6.9%
MEDIAN	\$181K
MoM	-3.7%
YoY	9.4%

MLS® HOME PRICE INDEX

\$404K

Benchmark Price

↓ **-0.7%**

Month-over-Month

↑ **7.7%**

Year-over-Year

\$440K

Average Sales Price

↓ **-0.1%**

Month-over-Month

↑ **11.1%**

Year-over-Year

\$420K

Median Sales Price

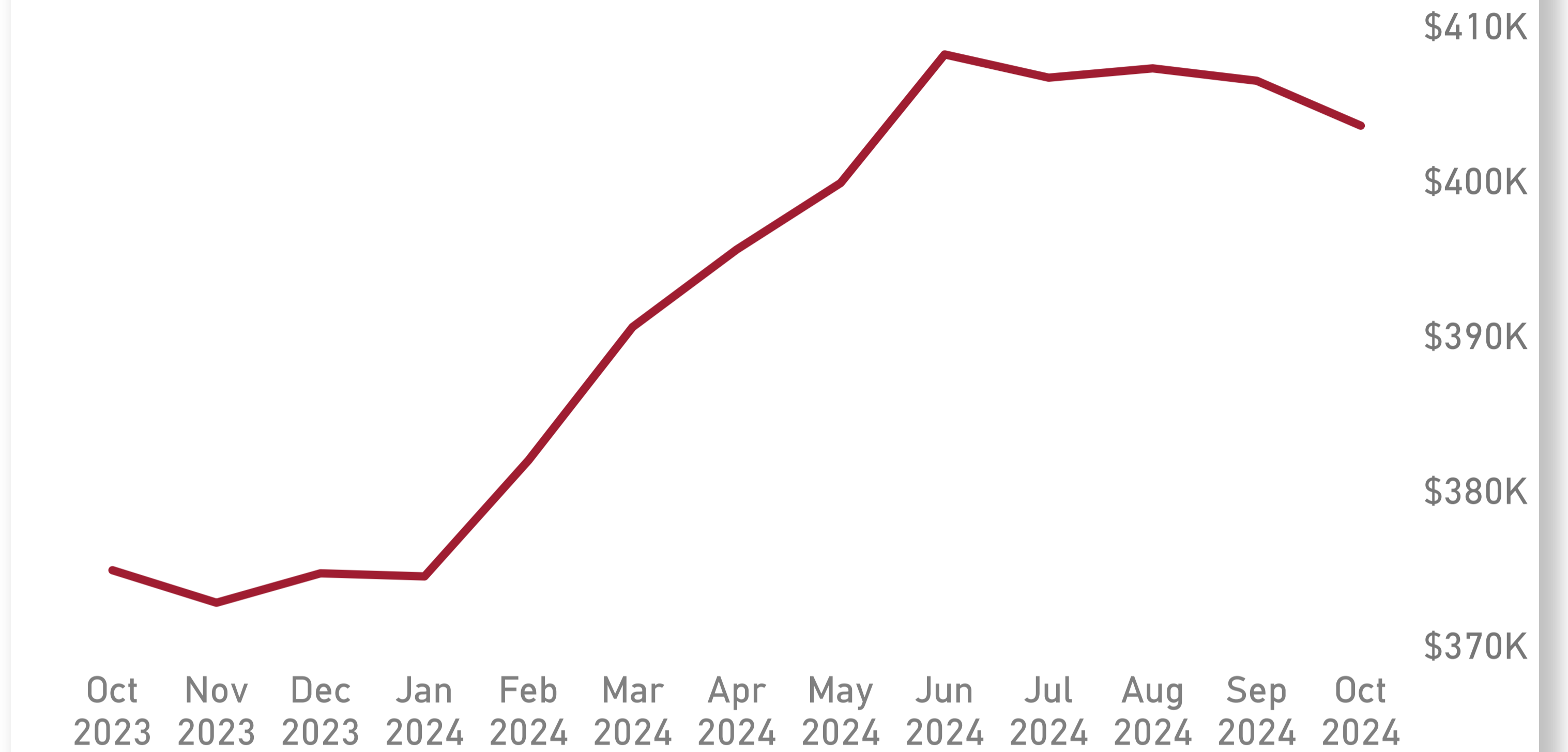
0.0%

Month-over-Month

↑ **13.5%**

Year-over-Year

BENCHMARK PRICE TREND



\$474K

Benchmark Price


↓ **-0.6%**

Month-over-Month

↑ **9.4%**

Year-over-Year

SINGLE FAMILY



\$196K

Benchmark Price

↓ **-1.0%**

Month-over-Month

↑ **10.5%**

Year-over-Year

APARTMENT



\$268K

Benchmark Price

↑ **0.2%**

Month-over-Month

↑ **13.7%**

Year-over-Year

TOWNHOUSE

MLS® HOME PRICE INDEX

\$392K

Benchmark Price

↓ -0.8%

Month-over-Month

↑ 6.9%

Year-over-Year

\$419K

Average Sales Price

↑ 2.0%

Month-over-Month

↑ 10.9%

Year-over-Year

\$400K

Median Sales Price

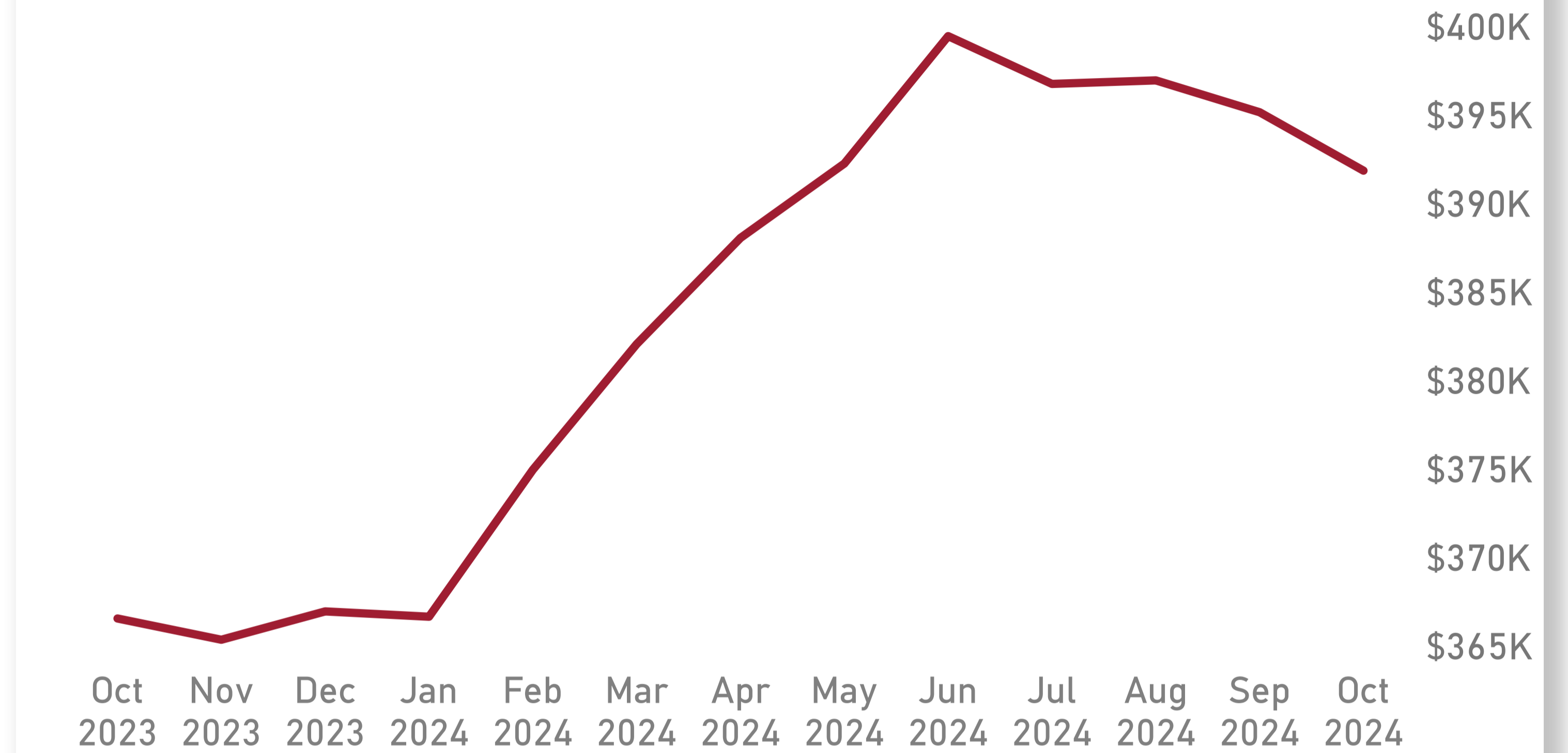
↑ 1.3%

Month-over-Month

↑ 14.3%

Year-over-Year

BENCHMARK PRICE TREND



\$477K

Benchmark Price


↓ -0.7%

Month-over-Month

↑ 8.6%

Year-over-Year

SINGLE FAMILY



\$190K

Benchmark Price

↓ -1.5%

Month-over-Month

↑ 10.6%

Year-over-Year

APARTMENT



\$263K

Benchmark Price

↑ 0.4%

Month-over-Month

↑ 15.7%

Year-over-Year

TOWNHOUSE

NEW LISTINGS



Current Month

2,934

Month-over-Month



-6.0%

YTD

33K

Year-over-Year



9.2%

* Greater Edmonton Area includes Beaumont, Bon Accord, Bruderheim, Calmar, Devon, Edmonton, Fort Saskatchewan, Gibbons, Leduc, Legal, Morinville, New Sarepta, Redwater, Rural Leduc County, Rural Parkland County, Rural Strathcona County, Rural Sturgeon County, Sherwood Park, Spruce Grove, St. Albert, Stony Plain, Thorsby, Wabamun, Warburg.

NEW LISTINGS



Current Month

2,132

Month-over-Month



-3.7%

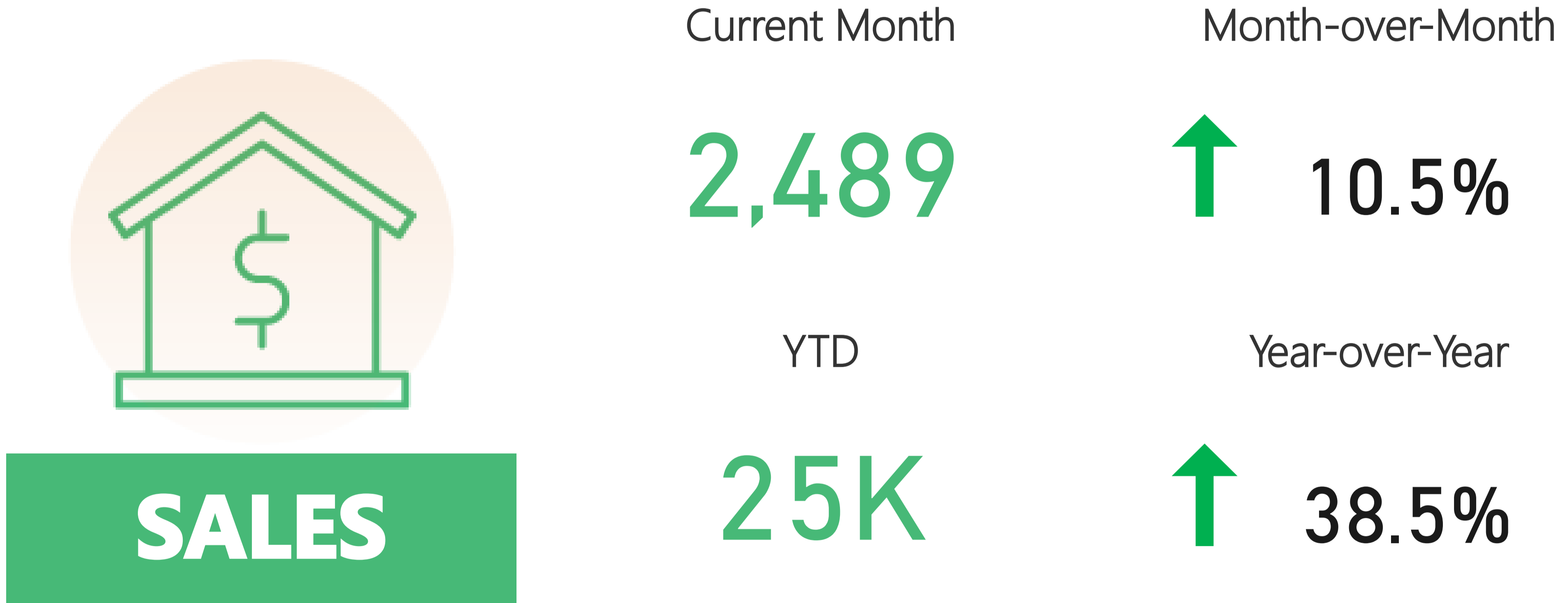
YTD

24K

Year-over-Year



13.8%



* Greater Edmonton Area includes Beaumont, Bon Accord, Bruderheim, Calmar, Devon, Edmonton, Fort Saskatchewan, Gibbons, Leduc, Legal, Morinville, New Sarepta, Redwater, Rural Leduc County, Rural Parkland County, Rural Strathcona County, Rural Sturgeon County, Sherwood Park, Spruce Grove, St. Albert, Stony Plain, Thorsby, Wabamun, Warburg.



SALES

Current Month

1,745

YTD

17K

Month-over-Month

↑ 13.2%

Year-over-Year

↑ 35.3%

5,125



INVENTORY

* Greater Edmonton Area includes Beaumont, Bon Accord, Bruderheim, Calmar, Devon, Edmonton, Fort Saskatchewan, Gibbons, Leduc, Legal, Morinville, New Sarepta, Redwater, Rural Leduc County, Rural Parkland County, Rural Strathcona County, Rural Sturgeon County, Sherwood Park, Spruce Grove, St. Albert, Stony Plain, Thorsby, Wabamun, Warburg.

3,765



INVENTORY



Detached

\$4,161,500

Semi-Detached

\$725,000

Row/Townhouse

\$682,500

Apartment
Condominium

\$1,174,000



HIGH ROLLERS

* Greater Edmonton Area includes Beaumont, Bon Accord, Bruderheim, Calmar, Devon, Edmonton, Fort Saskatchewan, Gibbons, Leduc, Legal, Morinville, New Sarepta, Redwater, Rural Leduc County, Rural Parkland County, Rural Strathcona County, Rural Sturgeon County, Sherwood Park, Spruce Grove, St. Albert, Stony Plain, Thorsby, Wabamun, Warburg.



Detached

\$4,161,500

Semi-Detached

\$725,000

Row/Townhouse

\$682,500

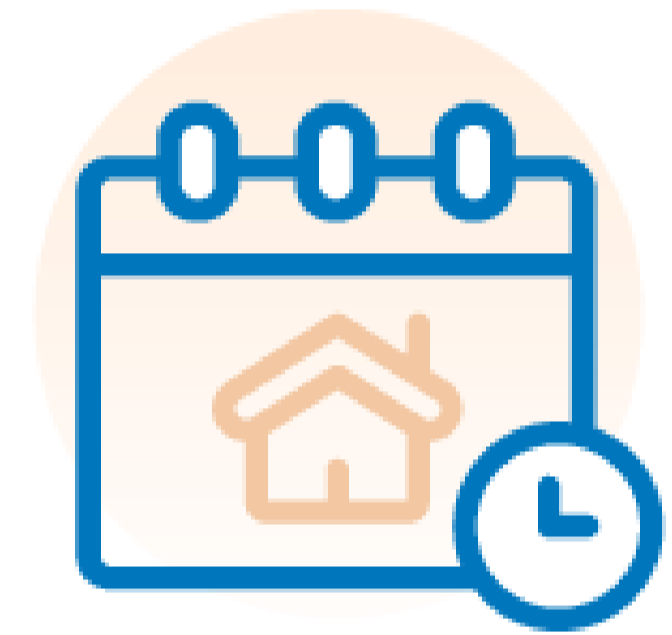
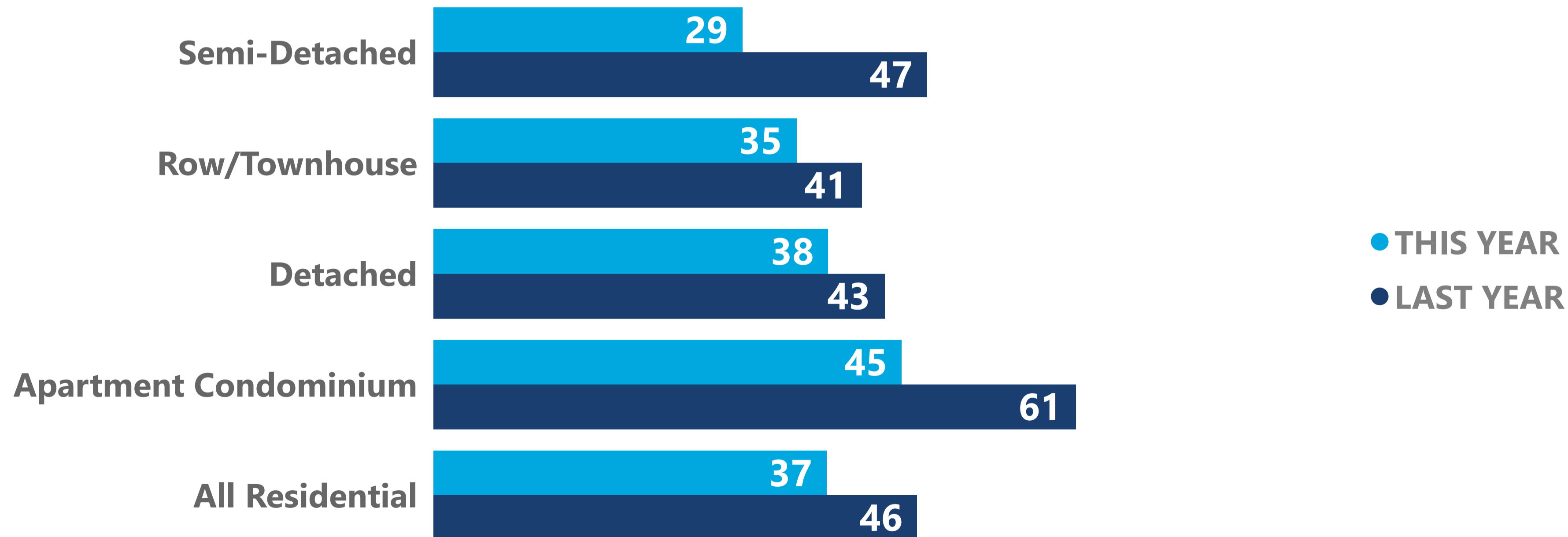
Apartment
Condominium

\$1,174,000



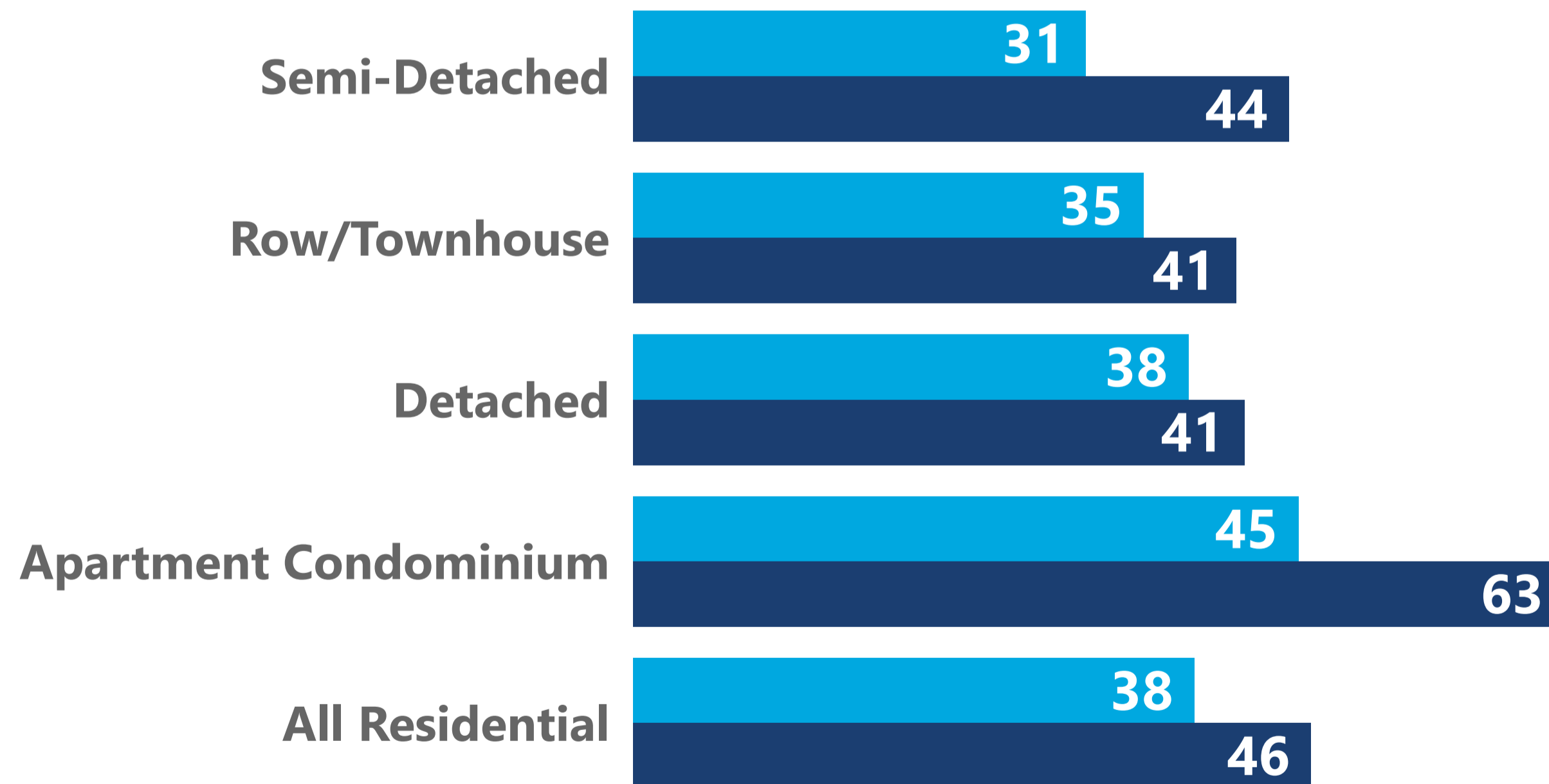
HIGH ROLLERS

AVERAGE DAYS ON MARKET FOR MONTHLY SALES

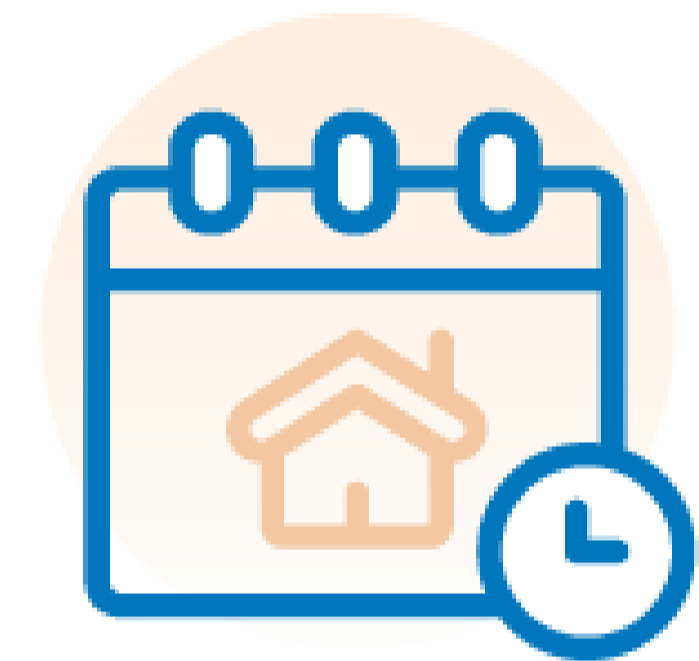


* Greater Edmonton Area includes Beaumont, Bon Accord, Bruderheim, Calmar, Devon, Edmonton, Fort Saskatchewan, Gibbons, Leduc, Legal, Morinville, New Sarepta, Redwater, Rural Leduc County, Rural Parkland County, Rural Strathcona County, Rural Sturgeon County, Sherwood Park, Spruce Grove, St. Albert, Stony Plain, Thorsby, Wabamun, Warburg.

AVERAGE DAYS ON MARKET FOR MONTHLY SALES



● THIS YEAR
● LAST YEAR



AVERAGE

\$440K

\$420K

MEDIAN

MoM

-0.1%

0.0%

MoM

YoY

11.1%

13.5%

YoY



All Residential

* Greater Edmonton Area includes Beaumont, Bon Accord, Bruderheim, Calmar, Devon, Edmonton, Fort Saskatchewan, Gibbons, Leduc, Legal, Morinville, New Sarepta, Redwater, Rural Leduc County, Rural Parkland County, Rural Strathcona County, Rural Sturgeon County, Sherwood Park, Spruce Grove, St. Albert, Stony Plain, Thorsby, Wabamun, Warburg.

AVERAGE

\$419K

\$400K

MEDIAN

MoM

2.0%

1.3%

MoM

YoY

10.9%

14.3%

YoY



All Residential

AVERAGE

\$553K

\$505K

MEDIAN

MoM

0.0%

-0.3%

MoM

YoY

13.6%

11.7%

YoY



Detached

* Greater Edmonton Area includes Beaumont, Bon Accord, Bruderheim, Calmar, Devon, Edmonton, Fort Saskatchewan, Gibbons, Leduc, Legal, Morinville, New Sarepta, Redwater, Rural Leduc County, Rural Parkland County, Rural Strathcona County, Rural Sturgeon County, Sherwood Park, Spruce Grove, St. Albert, Stony Plain, Thorsby, Wabamun, Warburg.

AVERAGE

\$549K

MoM

2.0%

YoY

15.3%



Detached

\$497K

MEDIAN

1.5%

MoM

13.3%

YoY

AVERAGE

\$407K

MoM

-1.5%

YoY

5.6%



\$407K

MEDIAN

-0.1%

MoM

8.9%

YoY

Semi-Detached

* Greater Edmonton Area includes Beaumont, Bon Accord, Bruderheim, Calmar, Devon, Edmonton, Fort Saskatchewan, Gibbons, Leduc, Legal, Morinville, New Sarepta, Redwater, Rural Leduc County, Rural Parkland County, Rural Strathcona County, Rural Sturgeon County, Sherwood Park, Spruce Grove, St. Albert, Stony Plain, Thorsby, Wabamun, Warburg.

AVERAGE

\$410K

MoM

-1.3%

YoY

2.6%



Semi-Detached

\$407K

MEDIAN

-2.2%

MoM

6.2%

YoY

AVERAGE

\$308K

\$311K

MEDIAN

MoM

4.9%

7.6%

MoM

YoY

19.0%

23.3%

YoY



Row/Townhouse

* Greater Edmonton Area includes Beaumont, Bon Accord, Bruderheim, Calmar, Devon, Edmonton, Fort Saskatchewan, Gibbons, Leduc, Legal, Morinville, New Sarepta, Redwater, Rural Leduc County, Rural Parkland County, Rural Strathcona County, Rural Sturgeon County, Sherwood Park, Spruce Grove, St. Albert, Stony Plain, Thorsby, Wabamun, Warburg.

AVERAGE

\$298K

\$298K

MEDIAN

MoM

5.0%

6.8%

MoM

YoY

15.2%

15.6%

YoY



Row/Townhouse