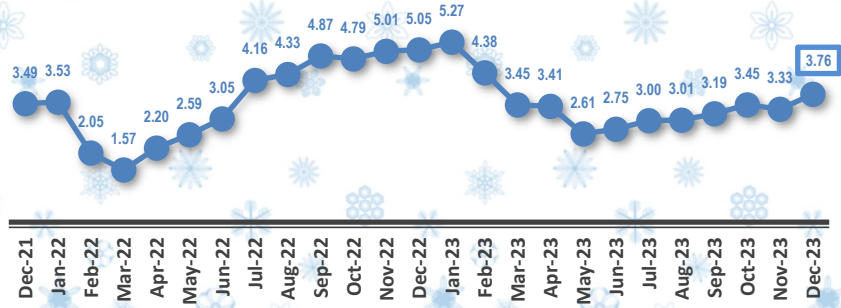
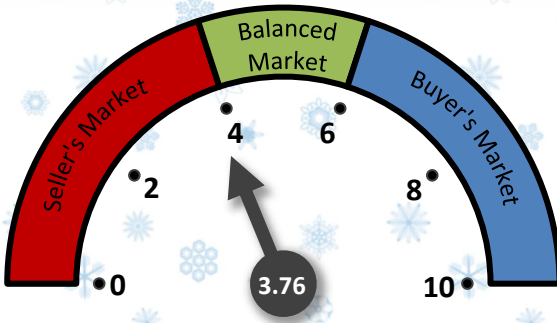
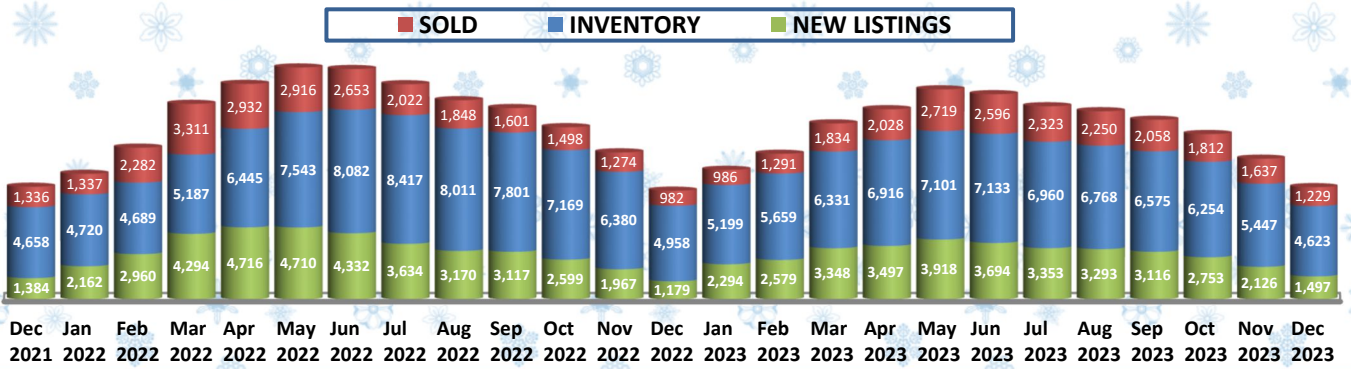


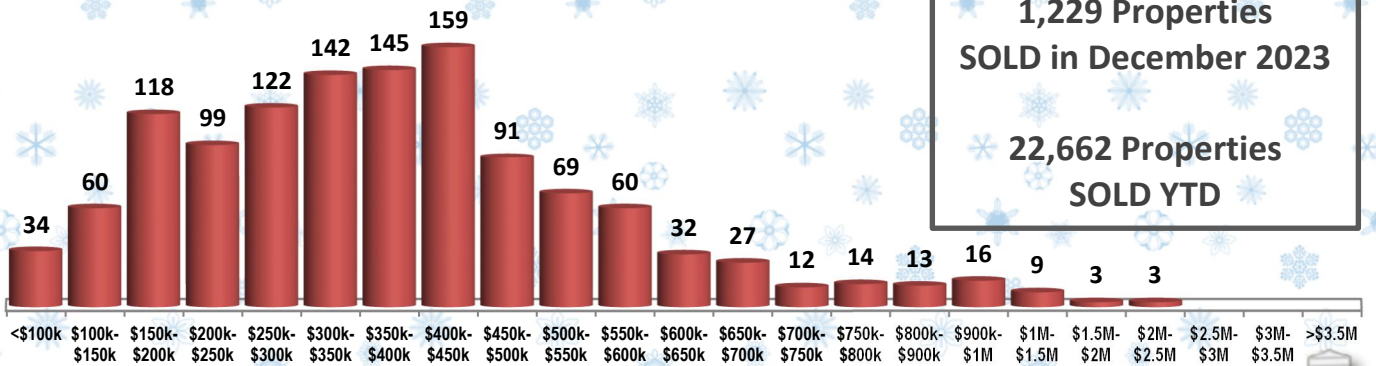
MONTHS OF INVENTORY



SOLD / INVENTORY / NEW LISTINGS

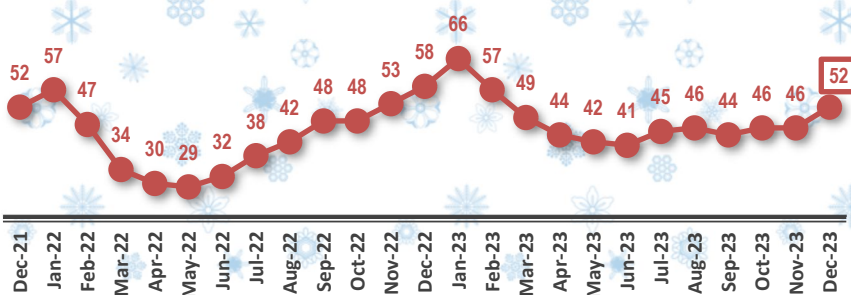


SOLD PROPERTIES BY PRICE RANGE



1,229 Properties SOLD in December 2023
22,662 Properties SOLD YTD

AVERAGE DAYS ON THE MARKET



Sale SOLD
MaxWell
 Realty Canada
 Average Price: \$388,637
 Median Price: \$362,500
 Where Real Estate Happens™

This report was created using REALTORS® Association of Edmonton statistical data. Information herein deemed reliable, but not guaranteed. Not intended to solicit buyers or sellers under contract. ©2023 by Kirill Alemaskin (AlemaskinStatistics@gmail.com). All rights are reserved.

Happy New Year 2024!

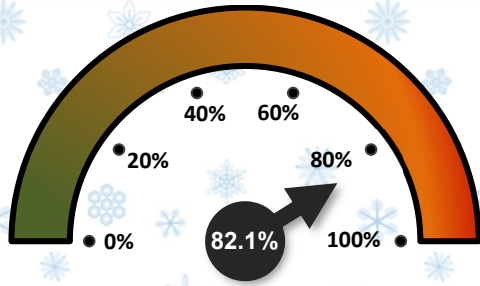


WHERE
REAL ESTATE
HAPPENS™

December 2023

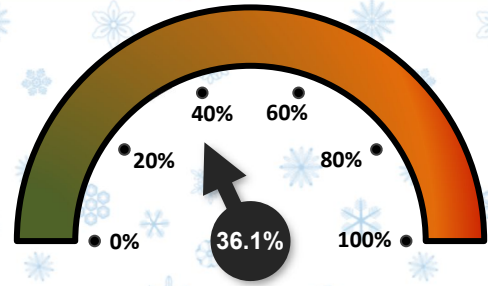
Greater Edmonton Area Real Estate Market Report

SALES-TO-NEW LISTINGS RATIO



↑ FROM 77.0% IN NOVEMBER 2023
↓ FROM 83.3% IN DECEMBER 2022

ODDS OF SELLING IN 90 DAYS OR LESS

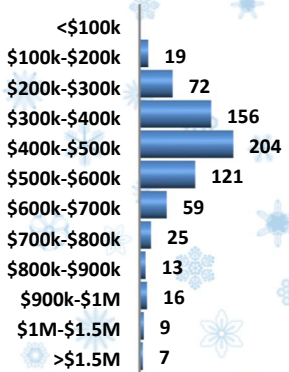


↓ FROM 37.3% IN NOVEMBER 2023
↑ FROM 27.7% IN DECEMBER 2022

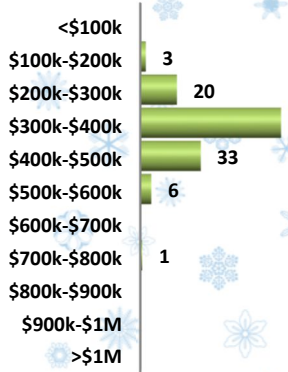
DETAILS BY PROPERTY TYPE

	DETACHED	SEMI-DETACHED	ROW / TOWNHOUSES	APARTMENT CONDOS
AVERAGE SOLD PRICE	\$489,392	\$364,115	\$260,959	\$170,408
MEDIAN SOLD PRICE	\$440,000	\$362,000	\$258,000	\$170,000
SOLD PROPERTIES	701	140	193	195
SOLD PROPERTIES YTD	13,434	2,499	3,137	3,592
NEW LISTINGS	839	153	234	271
SALES-TO-NEW LISTINGS RATIO	83.6%	91.5%	82.5%	72.0%
AVERAGED DAYS ON THE MARKET	53	41	50	56

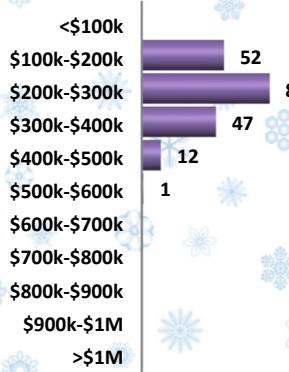
DETACHED HOMES
SOLD BY PRICE RANGE



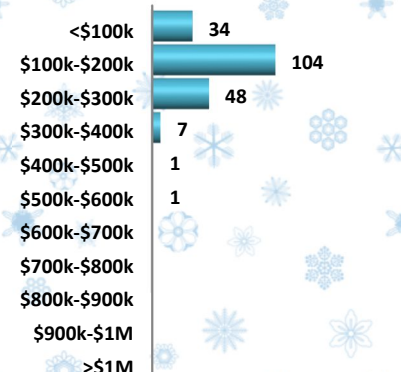
SEMI-DETACHED HOMES
SOLD BY PRICE RANGE



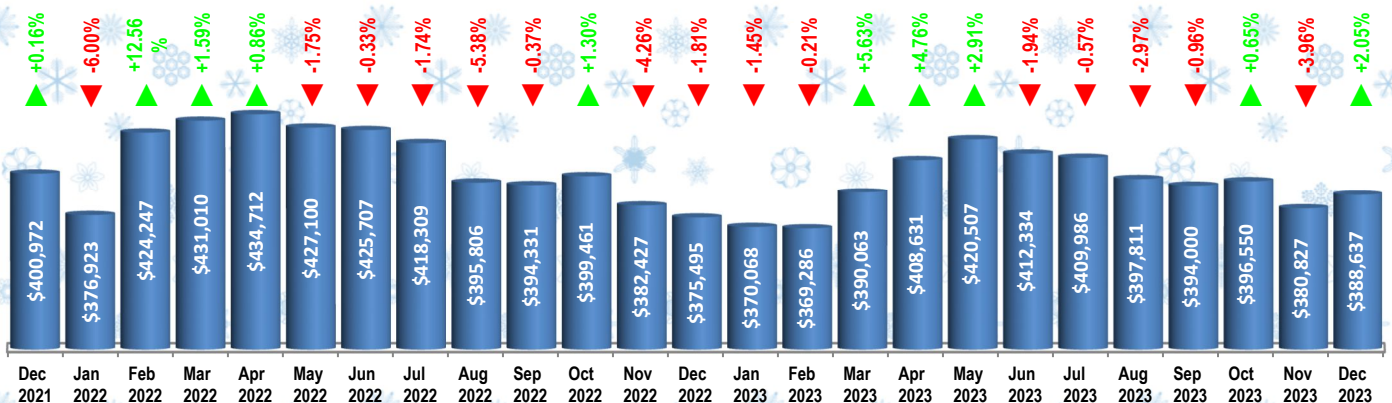
ROW / TOWNHOUSES
SOLD BY PRICE RANGE



APARTMENT CONDOMINIUMS
SOLD BY PRICE RANGE



AVERAGE SOLD PRICES OVER 2 YEARS



This report was created using REALTORS® Association of Edmonton statistical data. Information herein deemed reliable, but not guaranteed. Not intended to solicit buyers or sellers under contract. ©2023 by Kirill Alemaskin (AlemaskinStatistics@gmail.com). All rights are reserved.

Happy New Year 2024!